

Working instruments

(for Percutaneous full-Endoscope)





Image is Down

YL forceps	Type	Jaw Length	OD	Working Length
	Up	5mm	3.0mm	360mm
	Down			

※The jaws are serrated horizontally along the full length, and the tips of the teeth are in a contact with each other to provide both safety and gripping force. The thin jaws can be inserted into tight spaces.





Image is Up

eaglebeak forceps®	Type	Jaw Length	OD	Working Length
	Up	5mm	3.0mm	350mm
	Down			
	Up	7mm		310mm
	Down			
	Up	5mm	3.5mm	350mm
	Down			

※The tip has a hook like an eagle's beak to enhance the gripping force. The tip is not sharp to be safe for the dura mater and nerves.

※The photo is not actual size. The size is subject to change without notice.
Various custom sizes are available.

Device name : フェジ鉗子
 Registration Number : 21B2X10011000001
 Device Class : Class I
 Adachi Industry Co.,Ltd.
 TEL : +81-575-22-0052
 Vol.4-2023.6 (1/3)

Working instruments

(for Percutaneous full-Endoscope)






Image is Up

rongeur (OD2.5mm)	Type	Jaw Length	OD	Working Length
	Up	3mm	2.5mm	350mm
	Down			

※The shape remains the same as conventional. This rongeur is sturdy, and the opening angle of the movable jaw is wide, 70-80° .



Image is Up

rongeur(OD3.5mm)	Type	Jaw Length	OD	Working Length
	Up	3mm	3.5mm	360mm
	Down			
	Up	5mm		
	Down			

※The shape remains the same as conventional. This rongeur is sturdy, and the opening angle of the movable jaw is wide, 90° .

※The photo is not actual size. The size is subject to change without notice.
Various custom sizes are available.


Device name : フェジ鉗子
 Registration Number : 21B2X10011000001
 Device Class : Class I
 Adachi Industry Co.,Ltd.
 TEL : +81-575-22-0052
 Vol.4-2023.6 (2/3)

Working instruments

(for Percutaneous full-Endoscope)




Image is Up

KM Punch	Type	Jaw Length	OD	Working Length
	Up	4mm	3.0mm	350mm
	Down			

※KM punch is used for resection of the yellow ligament. The under jaw is placed behind the object like a Kerrison rongeur, the tip of the blade makes a slit in the ligament, and the ligament is then grasped by the horn and pulled out for removal.



Image is Up

Basket punch	Type	Jaw Length	OD	Working Length
	Up	3mm	2.5mm	310mm
	Down			

※This cutting instrument manufactured by our SEKI's blade technology is sharp.

※The photo is not actual size. The size is subject to change without notice.
Various custom sizes are available.

Device name : フェジ鉗子
Registration Number : 21B2X10011000001
Device Class : Class I
Adachi Industry Co.,Ltd.
TEL : +81-575-22-0052
Vol.4-2023.6 (3/3)